

Storytime with Uncle Story

Lesson 1: Please Please the Bees

Goals/Objectives:

- Introduce bees in a non-threatening fashion.
- Understand that honey comes from honeybees.
- Discuss and provide what bees require to make honey.

Teacher resources

<https://extension.msstate.edu/livestock/beekeeping/apiculture-honey-bee-health>

<https://honeybeenet.gsfc.nasa.gov/Honeybees/Basics.htm>

<https://kids.nationalgeographic.com/animals/invertebrates/facts/honeybee>

MS CCRS: Although the Mississippi state standards are listed for Pre-K – First grade, that doesn't mean this program can't be used for students in other grade levels or states. All Mississippi College and Career Readiness Standards can be found at the following site.

<https://mdek12.org/academiceducation/mississipp-college-and-career-readiness-standards/?swpmtx=a5585db4ccde7b3037f6547a89fec0af&swpmtxnonce=721d8b7e47>

Pre-K: 3-year old: Social and emotional development standards may apply depending on the students' abilities.

ELA: Literature 3 & 10, Speaking and Listening 1.a., 1.b., & 2

Approaches to learning: Curiosity and Initiative 2

Science: Life Science 4.a.

Art: VA: Cr2.2PK

Pre-K: 4-year old

ELA: Literature 3 & 10, Speaking and Listening 1 & 2

Science: Life Science 3

Art: VA: Cr2.2PK

Kindergarten:

ELA: RL.K.3, SL.K.1, SL.K.2

Science: L.K.3B.1

Art: VA:Cr2.3.K

First Grade:

ELA: RL.1.3, SL.1.1, SL.1.2

Science L.1.3B

Art: VA:Re7.1.1

Time: 30-45 minutes

Supplies:

- 3 faces printable faces (included at the end of this PDF)
- Tape
- Results page (included at the end of this PDF)
- Crayons
- Uncle Story coloring sheet (included at the end of this PDF)
- Device capable of playing the online video
- Small paper cups (1 for each student) like the bathroom dixie cups
- Potting soil (quantity depends on the number of participants)
- Flower seeds (please choose seeds that are native to your area). I like to use marigolds
- Tray or cookie sheet (optional) to set cups on after the seeds are planted

Pre-story activity: approximately 10-15 minutes

1. Tape the printable faces in three different locations within the room. Have all the children come to a central location and ask them to go to the smiling face if they like bears, the neutral face if they don't like bears but don't hate bears, and the frowning face if they hate bears. Record the results. Ask the students why they feel the way they do about bears. Then repeat the process while asking the same questions about bees.

2. Pass out the coloring sheet and tell the students that they're about to watch a video of Uncle Story reading a book but first they get to color a picture of Uncle Story taking care of his honeybees.


Storytime with Uncle Story: Approximate time 15 min

1. Play video


Post-story activity: approximately 10 minutes

1. Discuss the story and what they learned with the class.
2. Give everyone a small paper cup with their name on it and enough soil to fill the cup approximately $\frac{3}{4}$ full. You can choose what works best for your class. Some people give the cup then have each student to get their own soil while others provide the cup with the soil already in it.
3. Give each student 2-3 seeds.
4. Have the students place their seeds in their cup of soil and use their pinky finger to push the seeds down into the soil as deep as their first knuckle and then cover the seeds with the displaced soil.
5. Have each student place their cup in a window or other sunny spot and gently water each cup. (I recommend placing the cups on a tray in case of spills)
6. Repeat step 1 of the pre-story activity, records the students' new results, and email the results sheet and any additional feedback to rachel@mdac.ms.gov
7. In the coming days encourage your students to check on their plants making sure they are getting enough sun and water and looking for their seeds to sprout. First Graders can use the plant as it grows to satisfy the MS CCRS L.1.1 & L.1.3A Science standards.

LOVE!




Don't Love but Don't Hate!



Don't Like at ALL!





Storytime with Uncle Story child preference data sheet

Book: “Please Please the Bees” by Gerald Kelley

Grade/age group: _____ Location/Address: _____

Pre-story survey

	Love Bears	Neutral about Bears	Dislike Bears
Number of Students			

	Love Bees	Neutral about Bees	Dislike Bees
Number of Students			

Post-story survey

	Love Bears	Neutral about Bears	Dislike Bears
Number of Students			

	Love Bees	Neutral about Bees	Dislike Bees
Number of Students			

*This data will be used to track the effectiveness of the story to create a change in a child’s perception of an animal or plant. Please scan or otherwise forward this information to rachel@mdac.ms.gov.